



REMODELING COST GUIDE

for your Snohomish County Home





Table of Contents

.....

4 KITCHEN REMODEL BASICS

- 6 Kitchen Refresh
- 8 Kitchen Redesign

10 BATHROOM REMODEL BASICS

- 12 Primary Bathroom
- 14 Guest Bathroom
- 16 Universal Design

18 WHOLE HOME REMODELS

20 EXTERIOR HOME REMODELS

22 HOME ADDITIONS & ADUS

23 THE BENEFITS OF WORKING WITH A DESIGN-BUILD COMPANY

- 24 The Cities We Serve
- 26 Meet the VanderBeken Team



Kitchen Remodel Basics

The biggest obstacle to a dream kitchen is often cost concerns, causing many to dismiss the idea before knowing the actual price. But with the right knowledge and planning, remodeling becomes much easier. This guide breaks down common features and costs to help you budget and prepare for your ideal kitchen.

These costs are based on remodels we have completed in the last 12+ months along with insights from the 2024 Cost vs. Value Report released by Remodeling Magazine. PLEASE NOTE: Due to COVID-19 and the economic shut down of 2020, the construction industry has experienced a substantial ripple effect. We have seen a 40-50% price increase in key building materials and labor costs with a continuing 1%+ rise month over month.





Kitchen Refresh (\$132k+)

If your kitchen needs a refresh, a modern, functional design can make all the difference. Whether you prefer a contemporary, timeless classic style, or something uniquely your own, a well-planned remodel enhances both aesthetics and practicality.

What Will Your Kitchen Remodel Cost?

The cost of your kitchen remodel will depend on factors like:

- ✓ Project scope (size and complexity)
- ✓ Material selections
- ✓ Custom features & upgrades

The best way to get started? Schedule an in-person consultation. Not only will you gain a clearer vision for your new kitchen, but you'll also get a better sense of whether VanderBeken Remodel is the right fit for your project.

What Can a Kitchen Refresh Include?

A kitchen remodel often involves more than you might expect. A typical 200-square-foot kitchen update could feature:

- Custom wood cabinets (30 linear feet, plywood boxes)
- Granite countertops & tile backsplash
- Double-tub stainless steel sink with a single-lever faucet
- Custom lighting for enhanced ambiance & function
- Waterproof Luxury Vinyl Plank (LVP) flooring
- Freshly painted walls, trim, and ceiling

Note: This refresh does not include moving plumbing or fixtures.

Why Work with a Professional Designer?

A kitchen remodel is about more than just selecting beautiful materials—it's about ensuring that everything works together seamlessly. An experienced design-build remodeler like VanderBeken Remodel helps you achieve a cohesive look and functional layout, balancing style, efficiency, and your unique needs.

Every Kitchen is Unique

No two kitchens are exactly alike, and your remodel will be tailored to your home and style preferences. While cost estimates provide a helpful starting point, your specific choices will ultimately shape the final investment.



Kitchen Redesign (\$177k+)

A kitchen redesign is a long-term investment for homeowners who value quality, functionality, and top-of-the-line materials. Not only does a well-designed kitchen enhance daily living, but it also boosts home value—buyers are willing to pay more for high-end finishes and thoughtful upgrades. In fact, 80% of homebuyers rank the kitchen as one of the top three most important spaces (Realtor.com).

Unlike a simple refresh, our kitchen remodels involve a complete transformation to improve layout, flow, and functionality. A typical kitchen redesign may include:

- **Structural & Electrical Upgrades** – Removing walls, reworking electrical circuits, and adding overhead/task lighting
- **Custom Cabinetry** – 30 linear feet of top-tier custom cabinets with built-in storage solutions
- **Premium Countertops** – Granite, quartz, or custom stone surfaces
- **Upgraded Flooring** – Durable Luxury Vinyl Plank (LVP) or tile for a high-end finish
- **Specialty Features** – Islands with optional prep sinks, tile backsplashes, and high-end designer faucets

A successful kitchen redesign demands careful planning and expertise—it's not something to tackle without a strategic approach. At VanderBeken Remodel, our proven design-build process ensures every structural change is sound and every detail is thoughtfully executed, resulting in a kitchen that looks incredible and works beautifully for years to come.



Bathroom Remodel Basics

After the kitchen, bathrooms are one of the most remodeled spaces in a home. With so many moving parts, they can be complex and costly, but proper planning ensures you stay on budget while creating your dream retreat. This guide breaks down key features and costs of mid-range and upscale remodels so you can confidently prepare and budget for your ideal bathroom.

These costs are based on remodels we have completed in the last 12+ months along with insights from the 2024 Cost vs. Value Report released by Remodeling Magazine. PLEASE NOTE: Due to COVID-19 and the economic shut down of 2020, the construction industry has experienced a substantial ripple effect. We have seen a 40-50% price increase in key building materials and labor costs with a continuing 1%+ rise month over month.







Primary Bathroom (\$87k+)

A primary bathroom remodel is a lasting investment—designed to enhance your lifestyle, style, and functionality for years to come.

Here's what a high-end primary bathroom remodel typically includes:

- **Expanded footprint** (100+ sq. ft.) for a more spacious layout
- **Walk-in shower** with porcelain tile walls, accent strip, recessed niche, bench, body-spray fixtures, and a frameless glass enclosure
- **Freestanding soaker tub** with premium faucets
- **Stone countertops** with dual undermount sinks & coordinating tile backsplash
- **Custom cabinetry** tailored to your needs
- **Compartmentalized toilet area** with a one-piece toilet & humidistat-controlled exhaust fan
- **Luxury flooring**—LVP or large-format porcelain tiles with matching base molding
- **Integrated lighting**—general, spotlighting & waterproof shower fixture
- **Electric in-floor heating** for added comfort
- **Extended HVAC** & upgraded electrical for efficiency

With expert planning and craftsmanship, your new primary bathroom will be a luxurious, functional retreat designed to fit your unique lifestyle and long-term needs.





Guest Bathroom (\$67k+)

A guest bathroom renovation improves both functionality and aesthetics, while also potentially increasing resale value. The biggest value drivers include updating worn fixtures, modernizing materials, and optimizing space.

A typical guest bathroom remodel may include:

- **Expanding the space** from 35 to 70 sq. ft. within the existing footprint
- **Relocating or replacing all fixtures** for improved functionality
- **Tub/shower combo** or walk-in shower with porcelain tile walls & framed glass enclosure
- **Stone countertop** with undermount sink, mirror & upgraded lighting
- **One-piece toilet** & humidistat-controlled exhaust fan for better air quality
- **Durable flooring**—porcelain tile or LVP
- **Custom cabinetry** with a drawer base for added storage

A guest bathroom remodel creates a more stylish and welcoming space while adding lasting value to your home.





Universal Bathroom Remodels (\$100k+)

A universal bathroom remodel is a smart investment for those planning to age in place or seeking a safer, more accessible home. Incorporating universal design principles enhances comfort, safety, and long-term value while maintaining a stylish aesthetic.

Working with a Certified Aging-in-Place Specialist (CAPS) ensures your remodel meets industry health, safety, and accessibility standards, using the latest materials and innovations for functionality without compromising design.

Key Features of a Universal Design Primary Bathroom:

- Wheelchair-accessible layout with a zero-threshold, 36-inch-wide door
- Flat-panel electrical switches positioned at sitting level (36-42 inches)
- Comfort-height toilet with an elongated bowl & bidet-style seat
- Zero-threshold tiled walk-in shower with:
 - Adjustable showerhead & foldout seat
 - Thermostatic mixing valve for temperature control
 - Bi-directional glass door
- Non-slip porcelain tile flooring with electric radiant heat
- Adaptive vanity with easy-grasp handles & adjustable mirror
- Enhanced lighting & ventilation:
- LED lighting & infrared ceiling light
- Night-light & ultra-quiet vent fan with humidity-sensing controls
 - Industry-standard grab bars (supports up to 250 lbs.)
 - Accessible storage solutions for easy reach from a seated position

A universal design bathroom isn't just age-friendly—it's a safe, functional, and stylish space for every stage of life. Investing in a well-planned remodel now means greater independence and peace of mind for the future.



Whole Home Remodel (374k+)

If you've lived in your home for 15+ years, chances are it's time for an update. While exact costs vary based on your home's unique needs, most whole home remodels include a kitchen and at least one bathroom—key areas that set the foundation for overall investment.

A quick way to estimate your remodel cost:

- Kitchen Remodel: ~25% of your home's value
- Bathroom Remodel: ~10% of your home's value

For example, if your home is valued at \$900,000, a whole home remodel may start around \$315,000. However, final costs depend on factors like project scope, structural changes, material selections, home age, and craftsmanship quality.

Planning for the Future

Beyond aesthetics, think about how your home will serve you in the next 5, 10, or 20 years:

- ✓ Evolving family dynamics – Will your household expand or downsize?
- ✓ Aging-in-place considerations – Will accessibility become a priority?
- ✓ Technology integration – How will smart home features enhance your lifestyle?
- ✓ Needs vs. wants – Prioritize upgrades that bring the most value.

Why Choose VanderBeken Remodel?

At VanderBeken Remodel, we offer full-service design and construction under one roof, ensuring a seamless, highly collaborative process. Our experienced team manages every detail, delivering quality craftsmanship and a home tailored to your needs—both now and in the future.



Exterior Home Remodels

While our expertise is in interior remodeling, many clients choose to enhance their home's exterior as part of a major renovation. The following exterior upgrades offer strong ROI and lasting value:

- ☒ Deck Expansion or Addition
- ☒ New Paint
- ☒ Entry Door Replacement
- ☒ Window Replacement
- ☒ Garage Door Replacement
- ☒ Roofing Replacement

Whether you're preparing to sell or planning to enjoy your home for years to come, an exterior remodel delivers immediate curb appeal and long-term benefits!





Home Additions & ADUs

Snohomish County has recently updated zoning rules, now allowing single-family homes to include an Accessory Dwelling Unit (ADU). This change provides a fantastic opportunity to increase your property's value and livability by adding extra living space.

Options include:

- Converting part of your existing home
- Building an addition
- Constructing a detached ADU (DADU)

Before getting started, it's essential to understand setback requirements and local ordinances. Our team is here to guide you through the process and help you create the best plan for your property.

What to Expect

ADU and home addition costs can vary based on your home's unique requirements. Our design-build process ensures every detail is carefully planned—including engineering and design—so you receive a fixed investment price with no surprises.



The Benefits of Working with a Design-Build Company

Many homeowners assume they need to hire an architect and contractor separately, managing two contracts and acting as the middleman between them. This traditional approach can lead to miscommunication, project delays, and added stress—especially if conflicts arise between the architect's design and the contractor's execution.

The Design-Build Advantage

With a design-build company, everything is under one roof, ensuring:

- One point of contact for seamless communication
- Streamlined collaboration between designers and builders from the start
- Faster problem-solving when issues arise, reducing delays
- Greater accountability—one team is responsible for the entire project

Since design and construction teams work together, changes are addressed efficiently and cost-effectively, minimizing wasted time and expenses. In fact, the design-build process typically costs 10% less than the traditional two-contract approach—a significant savings on a remodel.

Less stress, better coordination, and cost savings—why not make your remodel easier with design-build?

The Cities We Serve



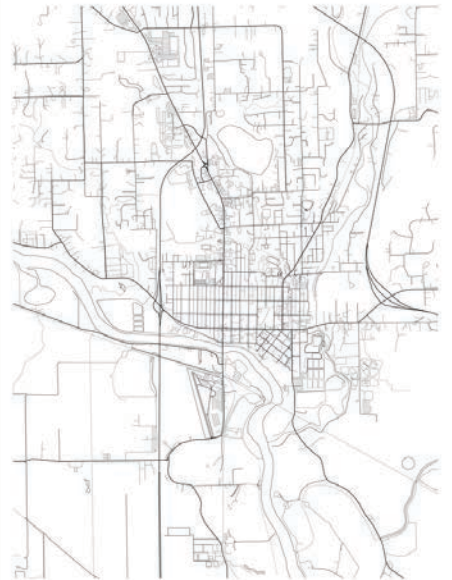
EDMONDS

WASHINGTON



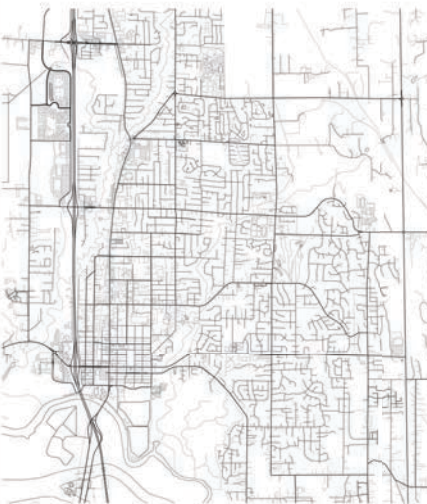
EVERETT

WASHINGTON



SNOHOMISH

WASHINGTON



MARYSVILLE

WASHINGTON



MILL CREEK

WASHINGTON



MUKILTEO

WASHINGTON



Associations & Certifications



Meet the VanderBeken Team

At VanderBeken Remodel, we bring a boutique touch to luxury design-build remodeling in Snohomish County. Our passion lies in creating exceptional client experiences, guiding you seamlessly from design to project completion—so you can fall in love with your home all over again.



Ron VanderBeken,
CB, CAPS, RRP
Owner & General Manager



Jennifer VanderBeken,
CB, CAPS, CGP
Owner & Director of Operations

Ready to start planning your next remodel?
Let's discuss ideas for your home!

425.870.8123 / vanderbekenremodel.com
306 State Avenue, Marysville, WA 98270 / LIC# VANDER*811RD

